



THE ALL-NEW
XL6

I CRAFTED FUTURISM DESIGN LANGUAGE

Signifying NEXA's endeavour to create the cars of tomorrow, the All-New XL6 features NEXA's Crafted Futurism Design Language. A work of art inspired by the future, the design language is exclusively crafted to match the refined taste of the NEXA customers. The design philosophy manifests itself across three pillars:

- **NEXpression**

A powerful expression that resonates in overall design. The All-New XL6 features signature design elements like the new bold Front Grille with Sweeping X-Bar Element, Quad Chamber LED Headlamps and an optional Dual-Tone body for a strong aesthetic appeal. The powerful stance is amplified by the strong shoulder lines that blend seamlessly into the Smoke Grey LED Tail lamps while the large Dual-Tone Machined-finish R16 Alloys lend stability. All of these come together to ensure that the All-New XL6 is a head turner.

- **NEXtech**

Now indulge yourself with a car that is ready to go even before you get inside. The All-New XL6 comes with in-built Suzuki Connect that allows you to remotely turn on the air conditioning. With a host of comfort enhancing features such as the Ventilated Seats, 360 View Camera and the new SmartPlay Pro Infotainment System, the All-New XL6 caters to the modern buyer's every need and ensures every drive is cocooned in comfort.

- **NEXperience**

Exclusive NEXperiences that are at par with global standards to curate a truly international lifestyle for the ever-evolving NEXA customers.



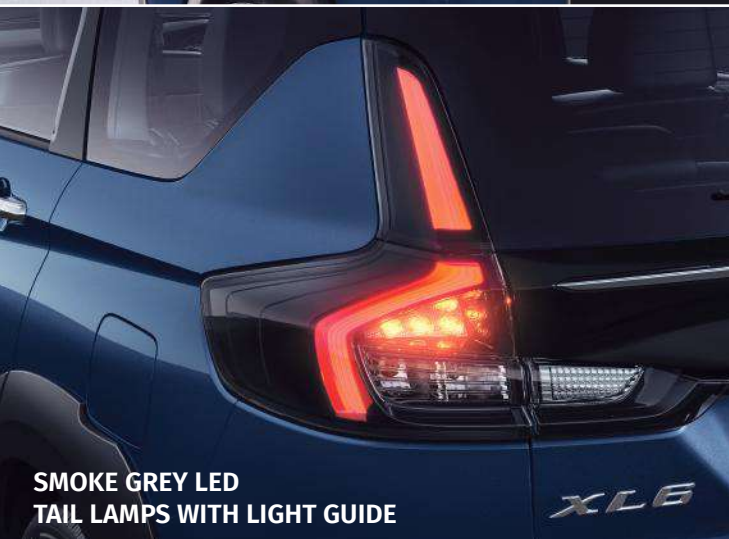
| TIME TO INDULGE

Indulgence is not just a feeling; it is a state of mind. A privilege enjoyed by a few. It is taking out the time to unwind. To savour every moment. To appreciate the simple pleasures in life. It is listening to your favourite music and letting it envelop your senses or losing yourself in a good book. It is immersing yourself in a feeling that is unmatched and pure. Like going on a drive in the most comfortable car. The All-New XL6.





**BOLD FRONT GRILLE WITH
SWEEPING X-BAR ELEMENT**



**SMOKE GREY LED
TAIL LAMPS WITH LIGHT GUIDE**



**DUAL-TONE MACHINED-
FINISH R16 ALLOY WHEELS**



**ROOF RAILS WITH
SHARK FIN ANTENNA**

| A POWERFUL STATEMENT

Capture everyone's attention with an imposing Front Fascia and a sculpted profile that gives the All-New XL6 a dominating stance. Also available in a Dual-Tone Body Colour option for a strong aesthetic appeal, the All-New XL6 turns up the style quotient. Go for a drive and make your presence felt even from a distance with the All-New XL6.

Featuring a distinct new Front Chrome Grille with a Sweeping X-Bar that flows smoothly into the Quad Chamber LED Headlamps as LED DRLs, the All-New XL6 makes its presence felt. The distinct hood is complemented by aggressive shoulder lines that firmly highlight its body contours and seamlessly flow into the Smoke Grey LED Tail Lamps, carrying the powerful design from the front to the rear. Sporty Roof Rails, a Back Door Spoiler and the new Shark Fin Antenna radiate an unmistakable sense of style while the striking Dual-Tone Machined-Finish R16 Alloy Wheels evoke a sense of stability whenever you take it out for a spin.



DASHBOARD WITH PREMIUM STONE FINISH



AUTO AC



CAPTAIN SEATS



VENTILATED SEATS

| DESIGNED FOR YOUR COMFORT

Impressive design meets indulgent interiors in the All-New XL6. The Front Door Courtesy Lamps creates a welcoming environment from the moment you open the door, while the warm footwell lighting adds to the relaxed ambience. The sculpted Instrument Panel in premium Stone Finish accentuated by rich Silver Accents, perforated leatherette upholstery and soft touch elements lend the cabin a highly exclusive ambience.

The Ventilated Seats in the front row keep you comfortable no matter what the temperature is outside while the second row Captain Seats provide for optimum relaxation when you just want to sit back and unwind. The third row seats ensure that you never run out of space and can even be folded flat for additional boot space. No matter which seat you choose, the All-New XL6 allows you to relax, lean back and unwind as the landscapes pass by.

Keeping comfort in mind, the All-New XL6 comes with Automatic Climate Control that adjusts the cabin's temperature and lets you feel indulged in its truest sense while thoughtful elements such as the IR Cut Front Windshield and Dark Green UV Cut Glass keep you cool and protected from the heat and harmful UV rays.

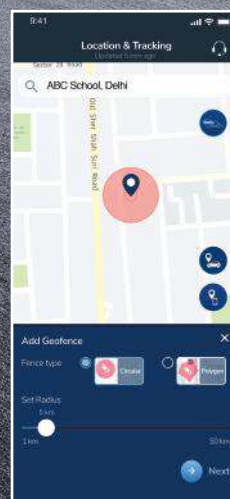
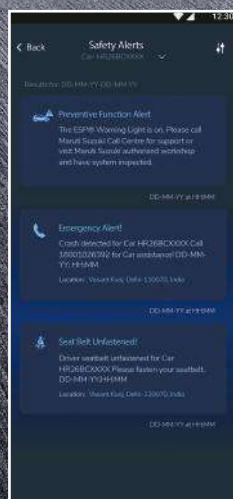


I INDULGE IN INNOVATION

The All-New XL6 caters to the ever-evolving needs of the NEXA customer by providing technologies that delight.

Equipped with the 360 View Camera, experience ease while parking and maneuvering through tight spaces. With multiple view modes including a Virtual 360 View, Approaching Object Detection (AOD) feature, steering based dynamic gridlines project the path so that you can experience the comfort of parking like never before.

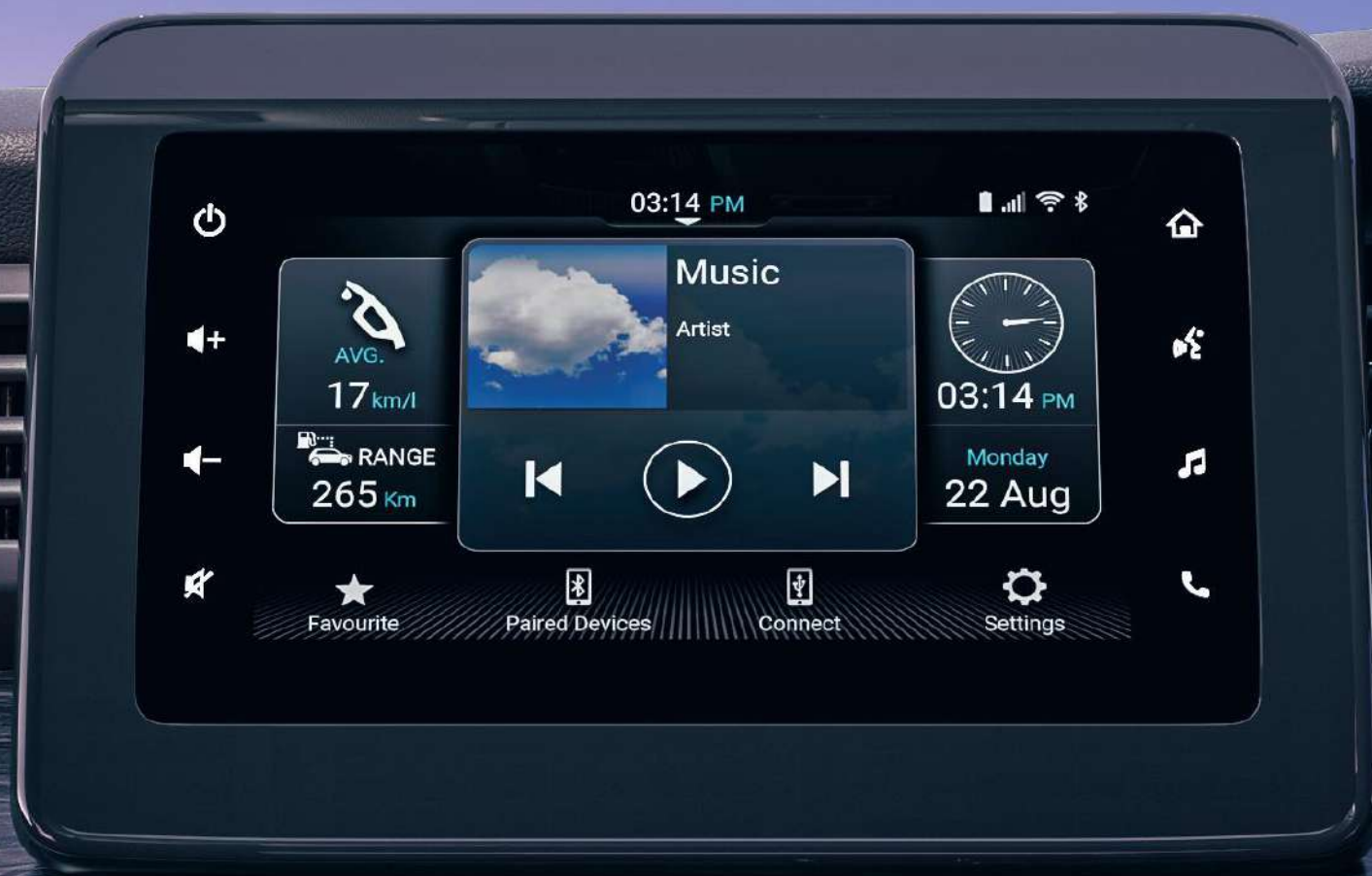




CONNECT TO INDULGE

An exclusive driving experience starts long before you get into the car and does not stop even when you get out of it. Now, always stay connected with the All-New XL6 with the in-built Suzuki Connect - An Advanced Telematics Solution that takes your connected car experience to a completely new level.

This connected technology has a suite of features that lets you remotely access the Air conditioning System*, lock the car doors, get real-time status of the vehicle's movement, security and safety alerts as well as keep up with your vehicle's real-time health. The All-New XL6 can also be accessed through a compatible Smartwatch & Voice Connectivity through Suzuki Connect Skill for Amazon Alexa**.



| INDULGE IN INFOTAINMENT

Intelligent and Indulgent. That's the kind of ambience you can expect in the All-New XL6. Equipped with the new SmartPlay Pro (17.78cm) with an Advanced Voice Assistant and customisable screens, the All-New XL6 provides for a highly personalized experience.

It lets you call, text, play music and navigate using your Smartphone via Android Auto[#] and Apple CarPlay[™] for seamless connectivity. The display also allows you to easily access important vehicle information and control features like Auto Door Lock/Unlock, Front Footwell Light, Tyre Pressure Monitoring System and more with just a touch.




[™]Apple and iPhone are trademarks of Apple Inc. registered in the U.S. and other countries. Apple CarPlay is a trademark of Apple Inc., Apple CarPlay is available in the countries listed in the following link: <http://www.apple.com/ios/feature-availability/#applecarplay-applecarplay>. Apple CarPlay is compatible with the iPhone models listed in the following link: <http://www.apple.com/ios/carplay>. [#]Android Auto[™] extends the Android platform into the car in a way that's purpose-built for driving. It is designed to minimise distraction so you can focus on driving with Google[™] services like Google Maps[™] and Google Search[™]. Get the Android Auto app on Google Play[™]. ^{*}Android Auto is available in the countries listed at the following link: <https://www.android.com/auto/#hit-the-road>. ^{*}Most phones with Android 5.0+ work with Android Auto: <https://support.google.com/androidauto/#6140477>. ^{*}Android, Android Auto, Google, Google Play and other marks are trademarks of Google Inc.



| INFORMATION AT A GLANCE

The All-New XL6 has a Multi-Information Display for instant access to vital vehicle information. You can track the fuel consumption, energy flow, trip details, driving range and individual tyre pressure. The Tyre Pressure Monitoring System (TPMS) displays the individual tyre pressure on your All-New XL6 and warns you in the event of a change in tyre pressure thereby ensuring optimum riding comfort and increasing your safety on the road.





PROGRESSIVE SMART HYBRID TECHNOLOGY



NEXT GEN 1.5L K-SERIES

| EXPERIENCE THE JOY OF DRIVING

Experience indulgence at its full potential with the All-New XL6. It comes with the Next Generation K-Series 1.5L Dual Jet Dual VVT Engine with Progressive Smart Hybrid Technology that delivers a refined driving experience.

Choose between the proven 5-Speed Manual Transmission or the new 6-Speed Automatic Transmission that provides a smooth drive and comes with steering mounted Paddle Shifters for an engaging drive experience.



PADDLE SHIFTERS



**6 SPEED AUTOMATIC
TRANSMISSION**



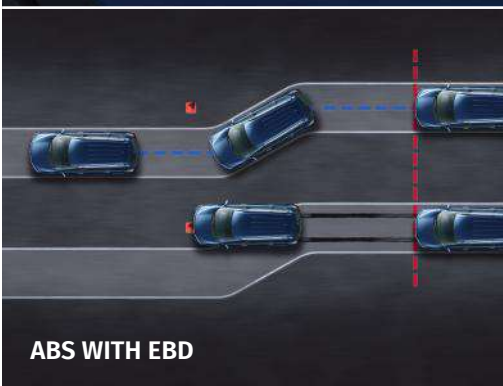
QUAD AIR BAGS

| NEXA SAFETY SHIELD

The All-New XL6 indulges you with care when it comes to your safety. It is built on Suzuki's renowned HEARTECT platform with extensive usage of high tensile Steel for effective absorption and dispersion of crash energy.

It comes with a host of standard safety features such as 4 Airbags (Dual Front & Dual Front Seat Side) for your enhanced protection and with ESP and Hill Hold Assist. The Hill Hold Assist automatically activates while driving uphill and prevents your car from rolling backwards momentarily on an inclined slope while the ESP helps in improved vehicle control and stability.


In addition, the All-New XL6 has ISOFIX Child Seat Mounts, Speed Alert System, Driver and Co-driver Seat Belt Reminder, Rear Parking Sensors and many more features dedicated to your safety and comfort when on the move.



ABS WITH EBD



ELECTRONIC STABILITY PROGRAM



HEARTECT PLATFORM



HILL HOLD ASSIST



| EXPRESS YOUR STYLE

Flaunt your style with the wide range of body colour options available in the All-New XL6. It even features three dual-tone options for those who like to make a bold statement. No matter which colour you choose, you are bound to make an impression.









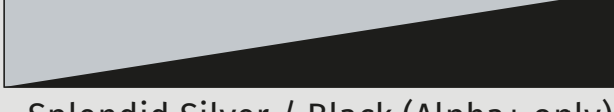

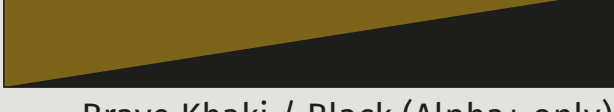


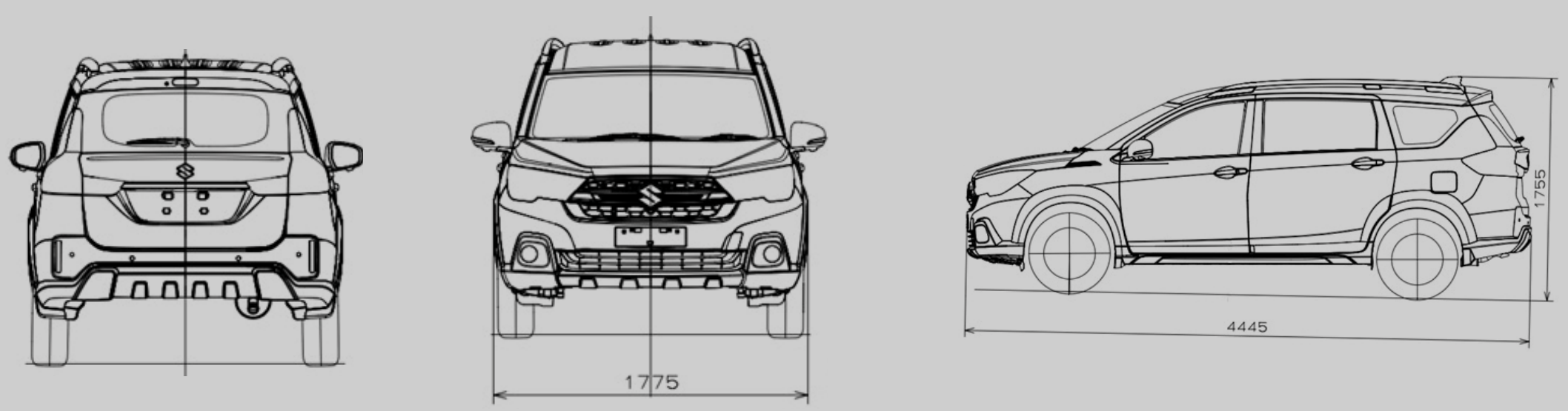
TECHNICAL SPECIFICATIONS	
DIMENSIONS	
Length (mm)	4445
Width (mm)	1775
Height (unladen) (mm)	1755
Wheelbase (mm)	2740
Turning Radius (m)	5.2
Seating Capacity	6
Boot Space (L)	209* (All 3 Rows Up), 550* (3 rd Row Folded) & 692* (2 nd Row and 3 rd Row Folded)
ENGINE	
Engine Type	K15C Smart Hybrid
Fuel Type	Petrol
Capacity (cc)	1462
Fuel Efficiency (km/l)***	20.97 (MT), 20.27 (AT)
Compression Ratio	12.0±0.3
Bore x Stroke (mm)	74.0 x 85.0
Power (kW @ RPM)	75.8 @ 6000
Torque (Nm @ RPM)	136.8 @ 4400
Emission Type	BS VI
Fuel Tank Capacity (L)	45
Idle Start Stop	✓
Brake Energy Regeneration	✓
Torque Assist During Acceleration	✓
DRIVE & TRANSMISSION	
Drive	2WD, FF
Transmission	5 MT / 6AT
BRAKES	
Front	Disc
Rear	Drum
SUSPENSION	
Front	Mac Pherson Strut & Coil Spring
Rear	Torsion Beam & Coil Spring
TYRE	
Tyre Size ^{##}	195/60 R16
WEIGHTS	
Kerb Weight (kg)	1200 (MT), 1225 (AT)
Gross Vehicle Weight (kg)	1740 (MT), 1765 (AT)

FEATURE LIST			
	Zeta/Zeta AT	Alpha/Alpha AT	Alpha+ /Alpha+ AT
EXTERIOR			
Bold Front Grille with Sweeping Cross-Bar Chrome Garnish	✓	✓	✓
Front and Rear Skid Plates with Side Claddings	✓	✓	✓
New Back Door Garnish with Chrome accents	✓	✓	✓
Dual tone machined - finish R16 alloy wheels	✓	✓	✓
Quad Chamber LED Reflector Headlamps	✓	✓	✓
Integrated LED Daytime Running Lamps (DRLs)	✓	✓	✓
Smoke grey LED tail lamps with light guide	✓	✓	✓
Chrome Plated Door Handles	✓	✓	✓
Body Coloured Outside Mirrors with Integrated Turn Signal Lamp	✓	✓	✓ (Monotone)
Glossy Black Outside Mirrors with Integrated Turn Signal Lamp	—	—	✓ (Dual Tone)
Shark Fin Antenna	✓	✓	✓
Backdoor spoiler	—	—	✓
Dual tone body colour	—	—	✓ (Option)
Chrome element on fender side garnish	—	—	—
B & C-Pillar Gloss Black Finish	—	✓	✓
INTERIORS			
Leather Wrapped Flat Bottom Steering Wheel	—	✓	✓
Premium Leatherette seats	—	✓	✓
Sun Visor Vanity Mirror Illumination	—	✓	✓
All-Black Sporty Interiors	✓	✓	✓
Sculpted Dashboard with Premium Stone Finish and Rich Silver Accents	✓	✓	✓
Height Adjustable Driver Seat	✓	✓	✓
2nd Row Plush Captain Seats with One-touch Recline and Slide	✓	✓	✓
3rd Row Seats with 50:50 Split and Recline	✓	✓	✓
Flexible Space with 3rd Row Flat Fold	✓	✓	✓
Sliding Armrest with Utility Box (Front Row)	✓	✓	✓
2nd Row Individual Armrests	✓	✓	✓
Adjustable Headrests in Front Row, 2nd Row and 3rd Row	✓	✓	✓
Chrome Finish Inside Door Handles	✓	✓	✓
Split Type Luggage Board	✓	✓	✓
Front Overhead Console with Map Lamp and Sunglass Holder	✓	✓	✓
Premium Soft Touch Roof Lining	✓	✓	✓
Soft Touch door trim Armrest	✓	✓	✓
INSTRUMENT CLUSTER			
MID with Coloured TFT	✓	✓	✓
Gear Shift Indicator	✓ (MT only)	✓ (MT only)	✓ (MT only)
Eco Drive Illumination	✓	✓	✓
Digital Clock	✓	✓	✓
Outside Temperature Gauge	✓	✓	✓
Fuel Consumption (Instantaneous and Avg)	✓	✓	✓
Distance to Empty	✓	✓	✓
Headlamp On Warning	✓	✓	✓
Door Ajar Warning Lamp	✓	✓	✓
Tyre Pressure Display	—	—	✓
COMFORT & CONVENIENCE			
Auto AC	✓	✓	✓
Ventilated seats (Dr/Co-Dr)	—	—	✓
2 nd Row Roof Mounted AC with 3 stage Speed Control	✓	✓	✓
Auto Headlamps with Follow Me Home and Lead Me to Vehicle	—	✓	✓
Engine Push Start/Stop with Smart Key	✓	✓	✓
Bottle Holders (In Each Row)	✓	✓	✓
Air-Cooled Twin Cup Holder (Console)	✓	✓	✓
Smart Key	✓	✓	✓
Cruise Control	✓	✓	✓
Accessory Socket (12V) with Smartphone Storage Space (Front Row and 2nd Row)	✓	✓	✓
Accessory Socket (12V) 3rd Row	✓	✓	✓
Front/Rear Power Windows	✓	✓	✓
Auto Up/Down Power Window (Driver)	✓	✓	✓
Day & Night Adjustable IRVM	✓	✓	✓
Power, Tilt and Telescopic Steering	✓	✓	✓
Electrically Adjustable ORVMs	✓	✓	✓
Electrically Foldable ORVMs	✓	✓ (Key Sync)	✓ (Key Sync)
Cabin Lamp	✓	✓	✓
Door Courtesy lamp (Fr)	✓	✓	✓
Footwell Illumination (Fr)	✓	✓	✓
IR cut front Windshield	—	✓	✓
UV cut side glasses and quarter glass	—	✓	✓
INFOTAINMENT SYSTEM			
17.8 cm SmartPlay Pro Touchscreen Infotainment System	—	✓	✓
17.8 cm SmartPlay Studio Touchscreen Infotainment System	✓	—	—
Onboard voice assistant (Wake-up through ""Hi Suzuki"" with Barge-in feature)	—	✓	✓
Android Auto & Apple CarPlay	✓	✓	✓
Bluetooth Connectivity	✓	✓	✓
Speakers	4	4	4
Tweeters	2	2	2
USB Connectivity	✓	✓	✓
Steering Mounted Audio and Calling Controls	✓	✓	✓
Navigation System with Live Traffic Update (Through Smartplay Studio App)	✓	—	—
Remote Control (Through App)	✓	✓	✓
SAFETY & SECURITY			
Quad Airbags (Dual Front + Dual Front Seat Side)	✓	✓	✓
360 View Camera	—	✓	✓
Tyre Pressure Monitoring System	✓	—	✓
Reverse Parking Sensors	✓	✓	✓
ABS with EBD and Brake Assist	✓	✓	✓
ESP with Hill Hold	✓	✓	✓
Engine Immobilizer	✓	✓	✓
ISOFIX Child Seat Anchorages (2nd Row Seats)	✓	✓	✓
Seat Belt Pre-tensioner with Force Limiters (Dr.+Co-Dr.)	✓	✓	✓
Seat Belt Reminder Lamp with Buzzer (Dr.+Co-Dr.)	✓	✓	✓
Front Seat Belt Height Adjuster	✓	✓	✓
Pinch Guard Power Window (Driver)	✓	✓	✓
High Speed Alert System [#]	✓	✓	✓
Speed Sensitive Auto Door Lock	✓	✓	✓
Security Alarm	✓	✓	✓
Central Locking	✓	✓	✓
LED Front Fog Lamps	✓	✓	✓
LED High Mount Stop Lamp	✓	✓	✓
Rear Wiper & Washer	✓	✓	✓
Rear Defogger	✓	✓	✓
Dual Horn	✓	✓	✓
Heartect platform	✓	✓	✓

SUZUKI CONNECT **	Zeta/Zeta AT	Alpha/Alpha AT	Alpha+ /Alpha+ AT
SAFETY AND SECURITY			
Emergency Alerts	✓	✓	✓
Breakdown notification	✓	✓	✓
Stolen Vehicle Notification and Tracking	✓	✓	✓
Tow Away Alert and Tracking	✓	✓	✓
Geo-Fence	✓	✓	✓
Time Fence	✓	✓	✓
Valet Alert	✓	✓	✓
TRIPS AND DRIVING BEHAVIOR			
Trip Summary	✓	✓	✓
Driving Behaviour	✓	✓	✓
Share Trip History	✓	✓	✓
Area Guidance Around Destination	✓	✓	✓
Vehicle location Sharing	✓	✓	✓
ALERTS AND NOTIFICATIONS			
Overspeed	✓	✓	✓
Seatbelt	✓	✓	✓
AC Idling	✓	✓	✓
Trip (Start &End)	✓	✓	✓
Low Fuel & Low Range	✓	✓	✓
Dashboard View	✓	✓	✓
REMOTE FUNCTIONS			
Door Lock/Cancel Lock	✓	✓	✓
Hazard Light ON/OFF	✓	✓	✓
Headlight OFF	✓	✓	✓
Alarm	✓	✓	✓
Immobilizer Request	✓	✓	✓
Battery Health	✓	✓	✓
Remote AC (AT Only)	✓ (AT)	✓ (AT)	✓ (AT)
Smartwatch Connectivity	✓	✓	✓
Suzuki Connect Skill for Amazon Alexa****	✓	✓	✓

<div>NEXA</div> <div>Safety Shield</div> <div>Standard Across All Variants</div>	■ SUZUKI-TECT BODY	■ ISOFIX CHILD SEAT ANCHORAGES
	■ QUAD AIRBAGS	■ PEDESTRIAN PROTECTION COMPLIANT
	■ ABS WITH EBD	■ FULL FRONTAL IMPACT COMPLIANT, FRONTAL OFFSET COMPLIANT, SIDE IMPACT COMPLIANT
	■ SEAT BELT PRE-TENSIONERS WITH FORCE LIMITERS	

AVAILABLE COLOURS		
		
NEXA Blue	Brave Khaki (Zeta/Alpha only)	Opulent Red (Zeta/Alpha only)
		
Grandeur Grey	Splendid Silver	Arctic White
		
Splendid Silver / Black (Alpha+ only)	Opulent Red / Black (Alpha+ only)	Brave Khaki / Black (Alpha+ only)
Maruti Suzuki India Limited reserves the right to change, without notice, price, colours, equipment specifications, and models and also to discontinue models and/or replace any part or accessory with any other product. Accessories and features shown in the pictures may not be a part of standard equipment and will differ according to the variant. Car colour may vary due to printing on paper. Any offers made will be subject to availability of the product. For more details, contact your nearest NEXA dealership.		



LEGEND: (✓) Available, (—) Not Available.

Appearance of black glass is due to lighting effect. *VDA Method. **Suzuki Connect (Available Through Phone/ Smartwatch/ Voice Command [Alexa]). ***Fuel efficiency as certified by test agency under Rule 115 of CMVR 1989. ****Amazon, Alexa and all related marks are trademarks of Amazon.com, Inc or its affiliates The speed alert system gives an audible warning for over speeding to the driver. When vehicle speed exceeds about 80km/h, primary level warning will beep twice every minute. When the vehicle speed exceeds about 120 km/h, secondary level warning will beep continuously. If the vehicle speed is slowed down to about 118 km/h, primary warning will resume. If the vehicle is slowed down to about 78 km/h, speed alert warning will stop. This buzzer does not indicate any malfunction in vehicle. [#]Spare wheel material is steel & spare tyre size is 195/60 R16. Images used are for illustration purposes.