




Specifications	GT Drive Plus
Motor	Highly Insulated BLDC Motor
Range/Charge (km / Charge)	100-110* Lithium
Speed	High
Gradient (Degree)	15
Chassis	High Strength Tubular Frame
Suspension	"Front-Hydraulic Telescopic Rear-Double Shocker With Dual Tube Technology"
Brake System	"Front-Drum Rear-Drum"
Tyre	Tubeless Tyre Size 3.00/10
Dimensions (LxWxH)	1870X700X1070 mm
Seat Height	780 mm
Ground Clearance	180 mm
Weight	88 kg
Loading Capacity	160 kg
Electrical	
Speedometer	Digital TFT Colourful
Battery	Lithium 60 V 42 Ah
Controller	E -ABS
Charger	Micro Charger With Auto Cutoff
Charging Time	4-5 Lithium
Headlight	LED Headlamp
Rear Light	Stylish Rear Light
Other Information	
Battery Warranty	3 Year Lithium
Motor Warranty	36 Months
I CAT	Yes
Floor Mat	Black Colour
Vehicle Available in Colour	Black / White / Blue
Key Features	Central Locking With Anti Theft Alarm, Parking Mode, Reverse Mode
 <p>GT FORCE DRIVE THE CHANGE</p> <p>Finance Partners</p>   <p>Insurance Partners</p> 