










Specifications	GT One
Motor	Highly Insulated BLDC Motor
Range/Charge (km / Charge)	55-60* Lead / 60-65* Lithium
Speed	Slow
Gradient (Degree)	9
Chassis	High Strength Tubular Frame
Suspension	"Front-Hydraulic Telescopic Rear-Double Shocker With Dual Tube Technology"
Brake System	"Front-Disc Rear-Disc"
Tyre	Tubeless Tyre Size 3.00 / 10
Dimensions (LxWxH)	1855x740x1070 mm
Seat Height	725 mm
Ground Clearance	155 mm
Weight	88 kg
Loading Capacity	140 kg
Electrical	
Speedometer	Digital TFT
Battery	Lead 48 V 28 Ah / Lithium 48 V 26 Ah
Controller	E -ABS
Charger	Micro Charger With Auto Cutoff
Charging Time	7-8 Lead / 4-5 Lithium
Headlight	LED Spot Beam Headlamp
Rear Light	Stylish Rear Light
Other Information	
Battery Warranty	1 Year Lead / 3 Year Lithium
Motor Warranty	18 Months
I CAT	Yes
Floor Mat	Black Colour
Vehicle Available in Colour	Matt Red / Black / White / Silver
Key Features	Central Locking With Anti Theft Alarm, Cruise Mode, Parking Mode, Reverse Mode, Mobile Charging, Unbreakable Virgin ABS Part upto Some Extent
 <p>GT FORCE DRIVE THE CHANGE</p> <p>Finance Partners</p>         <p>Insurance Partners</p> 