



Build Your Dreams

# e6

The 2nd Generation

A NEW e6  
A NEW BATTERY  
A NEW LIFESTYLE



A new e6 with a new battery creates a new lifestyle.



BLADE BATTERY

Super safety  
Long range, Long lifecycle



520km WLTC (City)

415km WLTC  
(Combined)



1,000,000km



Durability testing



580L

Tremendous storage  
design

# e6 Highlight

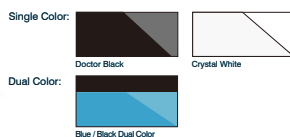


BYD e6 Configurations		
<b>Dimension</b>		
Length (mm)	4,695	
Width (mm)	1,810	
Height (mm)	1,670	
Wheelbase (mm)	2,800	
Track width (mm) (F/R)	1,540/1,530	
Min. ground clearance (mm) (Unladen)	170	
Min. turning radius (m)	5.65	
Trunk capacity (Litres)	580	
Tyre	215/55 R17	
Seats	5	
<b>Powertrain</b>		
Drive mode	FWD	
Motor type	AC permanent magnet synchronous motor	
Max. power of front motor (kW)	70	
Max. torque of front motor (Nm)	180	
<b>Chassis</b>		
Front Suspension	McPherson	
Rear Suspension	Multi-link	
Brake (F/R)	Vented Disc/Disc	
Brake Control	IPB (Integrated Power Brake)	
Model	GL	GLX
<b>Performance</b>		
Range (km) ①	520km WLTC (City)/415km WLTC (Combined)	
Top speed (km/h)	130	
Battery capacity (kWh) ②	71.7	
Battery type	Blade battery (LFP)	
Charging	DC CCS2 60kW	AC Type2 40kW 6.6kW DC CCS2 60kW
Charging time (h) ③	1.5h	2h/1.2h/1.5h
<b>Powertrain</b>		
Transmission	BYDNT18	BYDNT18
Drive mode	FWD	FWD
<b>New Energy Devices</b>		
Battery cooler	●	●
Charging reservation system	●	●
IEC type 2 AC charging function (6.6kW)	—	●
IEC type 2 AC charging function (40kW)	—	●
IEC type 2 wall-mounted charger (7kW), Single phase	—	○
IEC type 2 wall-mounted charger (40kW), Three phase	—	○
CCS2 DC charging vehicle socket	●	●
Brake energy re-generation system	●	●
<b>Exterior</b>		
Electric unlocking of liftgate	●	●
R17 aluminium alloy wheel	●	●
Spare Tyre (Steel Wheel T135/80 R17)	●	●
<b>Interior</b>		
Black interior decoration	●	●
Driver sunvisor with vanity mirror	●	●
Co-pilot sunvisor with vanity mirror	●	●
Speed limit reminding device on dashboard	●	●
12.7 cm TFT Dashboard	●	●
External temperature display	●	●
Leather steering wheel (Dashboard control, Sound control, Bluetooth control)	●	●
Steering wheel 4-way manual adjustment	●	●
12V vehicle power port	●	●
<b>Control</b>		
Collapse energy absorbing steering wheel	●	●
EPS (Electronic power steering)	●	●
Anti-lock Braking System (ABS)	●	●
ESP (Electronic stability program)	●	●
EPB (Electrical park brake)	●	●
Vehicle Dynamic Control System (VDC)	●	●
BOS (Brake override system)	●	●
Traction Control System (TCS)	●	●

## Dimensions:



## Body color:



Control		
Electronic Brake Force Distribution (EBD)	●	●
Hill-start assist control (HAC)	●	●
Hydraulic Brake Assist System (HBA)	●	●
<b>Safety</b>		
Driver's Seat Airbag	●	●
Co-pilot's Seat Airbag	●	●
Front side airbag	●	●
Front 3-point seatbelts with non-pre-tightening force limiters	●	●
Rear 3-point seatbelts with non-pre-tightening force limiters	●	●
Driver's seatbelt reminder	●	●
Co-pilot's seatbelt reminder	●	●
Rear Passenger's seatbelt reminder	●	●
ISO-FIX	●	●
Child safety lock	●	●
Remote control door lock	●	●
Smart key system	●	●
Speed sensing automatic locking	●	●
TPMS (Tire pressure monitoring system)	●	●
Body electronic anti-theft system	●	●
Anti-theft on power system	●	●
Rearview camera with distance scale line	●	●
Reverse radar (rear 4 sensors)	●	●
Low speed beep	●	●
<b>Seating</b>		
Leather seats	●	●
Driver seat with 6-way manual adjustment	●	●
Co-pilot seat with 6-way manual adjustment	●	●
Rear integral seats	●	●
<b>Media &amp; connectivity</b>		
25.65 cm Touch Screen Rotatable Infotainment System	●	●
USB rear port	●	●
Bluetooth	●	●
4 Speakers	●	●
<b>Lighting</b>		
Halogen headlights	●	●
LED daytime running lights	●	●
LED front interior light	●	●
LED rear interior light	●	●
LED high brake light	●	●
Charging port light (single-colored)	●	●
Cargo lighting	●	●
<b>Mirrors &amp; windows</b>		
Body-colored side rearview mirror with manual folding	●	●
Power windows	●	●
Manual anti-glare interior rearview mirror	●	●
Rear window wiper	●	●
Rear windshield electric heating defroster	●	●
One touch down on driver side windows	●	●
<b>Air conditioning</b>		
Rear vents	●	●
Automatic A/C (Single Zone)	●	●
Remote turn on the air conditioner	●	●
<b>Commercial Operation Offering</b>		
Meter power port	●	●
GPS host power port	●	●
Roof lamp power port	●	●
Electronic speed sensor collector	●	●
<b>Warranty</b>		
Battery Warranty	8 years / 500 000 km (whichever is earlier)	
Vehicle Warranty	3 years / 125 000 km (whichever is earlier)	

Remark: "—" means "not available", "●" means "available", "○" means "optional".

Notice: The above specifications are for the standard vehicle. It is subject to regional needs and regulations.

Specs updated: Nov 2021

① Actual range will vary depending upon driving/charging habits, speed, conditions, weather, temperature, and battery age.

② The battery capacity is initial capacity. It will decrease with time and use.

③ The battery age and outside ambient temperature both play a role in charging times.

④ All technical specifications subject to change without notice. Some vehicles shown include optional equipment that may not be available in all the regions. Visit BYD dealer for more details.

⑤ Battery warranty is for Battery cells only, for details refer to standard Warranty Booklet.

⑥ The Actual color may differ from the brochure representation due to printing limitation.

⑦ GL available as per customer requirement.

⑧ Doctor Black Colour to be made on order.