











Specifications	GT Soul
Motor	Highly Insulated BLDC Motor
Range/Charge (km / Charge)	55-60* Lead / 60-65*Lithium
Speed	Slow
Gradient (Degree)	9
Chassis	High Strength Tubular Frame
Suspension	"Front-Hydraulic Telescopic Rear-Double Shocker With Dual Tube Technology"
Brake System	"Front-Drum Rear-Drum"
Tyre	Tubeless Tyre Size 3.00/10
Dimensions (LxWxH)	1830X700X1090 mm
Seat Height	760 mm
Ground Clearance	185 mm
Weight	95 kg
Loading Capacity	130 kg
Electrical	
Speedometer	Digital TFT Colourful
Battery	Lead 48 V 28 Ah / Lithium 48 V 26 Ah
Controller	E -ABS
Charger	Micro Charger With Auto Cutoff
Charging Time	7-8 Lead / 4-5 Lithium
Headlight	LED Headlamp
Rear Light	Stylish Rear Light
Other Information	
Battery Warranty	1 Year Lead / 3 Year Lithium
Motor Warranty	18 Months
I CAT	Yes
Floor Mat	Black Colour
Vehicle Available in Colour	Red / Black / White / Silver
Key Features	Central Locking With Anti Theft Alarm, Parking Mode, Reverse Mode
 GT FORCE DRIVE THE CHANGE	
Finance Partners	
  	
    	
Insurance Partners	
 